

# Flow-Tek

A Subsidiary of BRAY INTERNATIONAL, Inc.

## 2 Piece Full Port Ball Valves, 1/4"-3" High Pressure Applications



### Petro Series

Model S3000  
Model SW3000

Flow-Tek's Petro Series ball valves have been designed to meet the high pressure needs of petrochemical, hydraulics and industrial applications. High quality Forged Stainless Steel and Carbon Steel bodies are standard. Carbon Steel bodies are nickel plated for excellent corrosion resistance.

#### Fire Safe - Certified to BS 6755 Part 2

Petro Series valves have been fire tested and comply with these standards.

All seats are preloaded during assembly to ensure proper seating at low pressures. Live-loaded, self-adjusting stem seals automatically adjust for changes in temperature and stem seal wear. Other features of the Petro Series include replaceable seats and seals, internally loaded blow-out proof stems, and extended end connections for weld in place requirements.

#### Pressure Ratings

3000 Models: 3000 psi WOG

#### End Connections

Threaded - Model S3000  
Socket Weld - Model SW3000

#### Body Materials

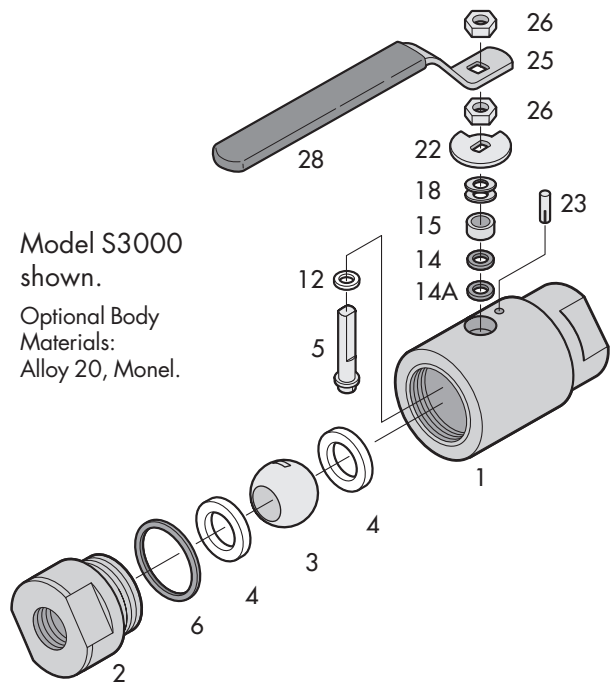
Forged Stainless Steel  
Carbon Steel - Nickel Plated  
Optional Special Materials



# Technical Data

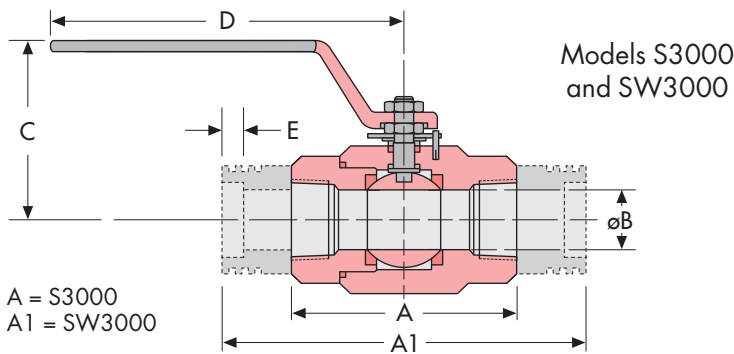
## Components & Materials

Item	Name	Carbon Steel	Forged Stainless Steel	Qty.
1	Body	ASTM A105	ASTM A182 F316	1
2	End Cap	ASTM A105	ASTM A182 F316	1
3	Ball	ASTM A182 F316	ASTM A182 F316	1
4	Seat	Delrin	Delrin	2
5	Stem	ASTM A182 F316	ASTM A182 F316	1
6	Body Seal	Graphite	Graphite	1
12	Thrust Washer	RPTFE	RPTFE	1
14	Stem Packing	Graphite	Graphite	1
14A	Stem Seal	Viton	Viton	1
15	Packing Follower	Stainless Steel	Stainless Steel	1
18	Spring Washers	50CrV4	Stainless Steel	2
22	Travel Stop Plate	Carbon Steel	Stainless Steel	1
23	Travel Stop Pin	Carbon Steel	Stainless Steel	1
25	Handle	Carbon Steel	Stainless Steel	1
26	Stem Nut	Carbon Steel	SS304	2
28	Handle Sleeve	Plastic	Plastic	1



Model S3000 shown.

Optional Body Materials:  
Alloy 20, Monel.



Size ins mm	Models S3000 & SW3000 Dimensions						Cv 90°	Torque in.-lbs. Nm	Weight lbs. kg.
	A	A1	øB	C	D	E			
1/4-3/8 6-10	2.64 67	5.12 130	0.39 10	2.83 72	5.83 148	0.75 19	7	125 14.1	1.32 0.6
1/2 15	2.64 67	5.12 130	0.59 15	2.83 72	5.83 148	0.75 19	13	133 15.0	1.32 0.6
3/4 20	2.95 75	5.52 140	0.79 20	2.95 75	5.83 148	0.75 19	32	200 22.5	1.76 0.8
1 25	3.54 90	5.99 152	0.98 25	3.35 85	7.09 180	1.02 26	60	330 37.3	3.75 1.6
1 1/4 32	4.13 105	6.50 165	1.18 30	3.74 95	7.09 180	1.02 26	106	650 73.5	4.41 2.0
1 1/2 40	4.72 120	7.01 178	1.50 38	3.94 100	9.45 240	1.02 26	185	750 84.8	8.82 4.0
2 50	5.31 135	7.53 191	1.89 48	4.13 105	9.45 240	1.02 26	305	890 100.6	9.92 4.5
2 1/2 65	6.10 155	—	2.56 65	4.53 115	11.02 280	1.26 32	400	1220 137.9	11.0 5.0
3 75	7.48 190	—	3.15 80	5.12 130	14.96 380	1.26 32	620	2080 235.0	28.7 12.7

Torque at maximum rated pressure, clean water.

## Specifications

All Petro Series valves comply with the following standards:


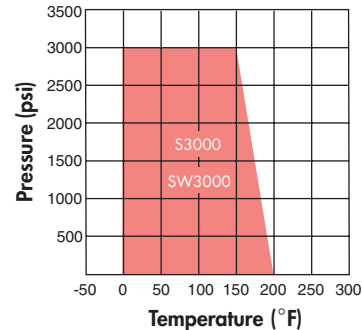
- NPT Threaded Ends: ANSI B1.20.1
- Socket Weld Ends: ANSI B6.11
- Fire Safe testing BS 6755 Part 2
- NACE MR0175
- ISO 9001

## Testing

All valves are factory tested as listed below in the Open and Closed position for bubble tight integrity.

Shell: S3000 4,500 psig  
Seat: S3000 3,000 psig

## Pressure/Temperature



# Flow-Tek

A Subsidiary of BRAY INTERNATIONAL, Inc.  
11850 Tanner Road Houston, Texas 77041  
832.912.2300 Fax: 832.912.2301  
www.flow-tek.com

All statements, technical information, and recommendations in this bulletin are for general use only. Consult Flow-Tek representatives or factory for the specific requirements and material selection for your intended application. The right to change or modify product design or product without prior notice is reserved.